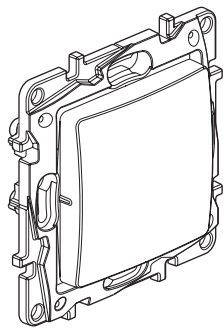
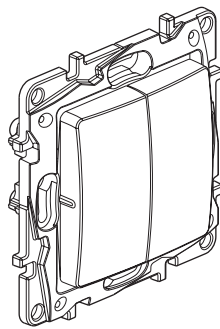


Niloé™
Controls

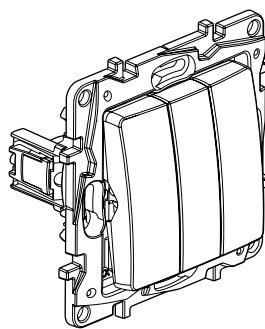
Cat. No.(s): 6 645 01/02/03/04/05/08/10/11/15 - 6 646 01/02/03/04/05/08/10/11
6 647 01/02/04/05/08/09/10/11/13/14/15/16/91
6 648 01/02/04/05/08/09/10/11/13/14/16/91



6 645 01 - 6 646 01



6 645 02 - 6 646 02



6 645 03 - 6 646 03

CONTENTS

Pages

1. Use	1
2. Range	1-2
3. Overall dimensions.....	3
4. Connection	3
5. Technical characteristics.....	3
6. Maintenance.....	3
7. Accessories	3
8. Standards and approvals	3

1. USE

Switch or two-way switch. Double two-way switch with or without indicator. Triple switch, intermediate switch, pushbutton, multifunction controls, roller blind.
 The mechanisms are supplied with rockers and support frames. To be fitted with one-gang or multi-gang plates, colour White or Ivory.
 Flush or surface-mounting.
 Screw or screw and claw mounting with claws (see accessories).
 Supplied with protection cover.

2. RANGE

10 AX switches and two-way switches - 250 V~









	Description	Screw/claw mounting		Screw mounting	
		White	Ivory	White	Ivory
	Two-way switch 3 terminals, either switch function or two-way switch.	6 645 01	6 646 01	6 647 01	6 648 01
	Double two-way switch 2 x 3 terminals, either switch function or two-way switch.	6 645 02	6 646 02	6 647 02	6 648 02
	Two-way switch with indicator Becomes illuminated with lamps Cat. No. 665 090 or Cat. No. 665 092 and monitor with lamp Cat. No. 665 091.	6 645 10	6 646 10	6 647 10	6 648 10
	Triple switch 3 x 1-gang switches with fixing claws	6 645 03	6 646 03	-	-
	Intermediate switch Enables a third control point to be added in a two-way switch installation.	6 645 04	6 646 04	6 647 04	6 648 04

Switches 16 AX - 250 V~

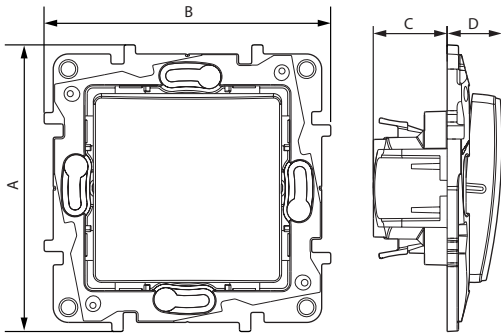
	Indicator two-way switch Supplied with lamp Cat. No 6 650 91	-	-	6 647 16	6 648 16
--	---	---	---	----------	----------

2. RANGE (continued)

Multifunction switches

	Description	Screw/claw mounting		Screw mounting	
		White	Ivory	White	Ivory
	1 gang multifunction switch Supplied in push-button mode with wide rocker plate fitted. Possible configurations: pushbutton, two-way switch, double pushbutton, double two-way switch, pushbutton + two-way switch, two-way switch + push-button (supplied with 2 half rocker plates for combined functions).	-	-	6 647 13	6 648 13
	2 gang illuminated multifunction switch Supplied in 2 gang push-button mode. Can be converted to double illuminated two-way switch. Possible configurations: double illuminated pushbutton, double illuminated two-way switch, double two-way switch (supplied with 2 lamps Cat. No. 6 650 90 for illuminated functions).	-	-	6 647 14	6 648 14
2-way switch 10 AX + push-button 6 A - NO-NC contacts - 250 V~					
	Two-way switch + push-button	-	-	6 647 09	6 648 09
Push-buttons NO-NC contact - 6 A - 250 V~					
	1-gang	6 645 05	6 646 05	6 647 05	6 648 05
	2-gang	6 645 08	6 646 08	6 647 08	6 648 08
	Push-button with label-holder Supplied with lamp Cat. No 6 650 90 and labels with "bell", "padlock" and "light bulb".	6 645 15		6 647 15	
6 AX roller blind and 10 AX ventilation - 250 V~					
	Shutters control switch 3 positions : Up/Stop/Down for direct control of a motor.	6 645 11	6 646 11	6 647 11	6 648 11
	Fan control switch 2 positions: slow or fast speed for direct control of centralised mechanical ventilation.	-	-	6 647 91	6 648 91

3. OVERALL DIMENSIONS (mm)



A	B	C	D
75.8	75.8	19.5	14.5

4. CONNECTION

Automatic terminals:

- Cat. Nos 6 645 01/02/03/05/08/10/11/15
- Cat. Nos 6 646 01/02/05/08/10/11
- Cat. Nos 6 647 01/02/05/08/09/10/11/13/14/15/16/91
- Cat. Nos 6 648 01/02/05/08/09/10/11/13/14/16/91

Screw terminals:

- Cat. Nos 6 645 03/04
- Cat. Nos 6 646 03/04
- Cat. Nos 6 647 04
- Cat. Nos 6 648 04

The automatic terminal release keys are grey (RAL 735).
Stripping length: 13 mm only for automatic terminals.
Compatible with flexible or rigid cables.
Cable entries for the phase marked with red colour code.

5. TECHNICAL CHARACTERISTICS

■ 5.1 Index of protection

Protection against solid bodies and liquids: IP 31
Protection against mechanical impact: IK 04

■ 5.2 Material characteristics

Poly gloss appearance
Colour: White (RAL 903) and Ivory (RAL 113)
Material: - Rocker plate: ABS
- Halogen free
- UV resistance
Material: - Support: PC
- Colour: Grey (RAL 737)

Self-extinguishing:

+ 850° C / 30 s for insulating parts holding live parts in place.
+ 650° C / 30 s for other parts made of insulating materials.

■ 5.3 Electrical characteristics

Voltage: 250 VAC
Current: - 10 AX for switch, two-way switch and intermediate switch
- 6 A for NO-NC pushbuttons
- 6 AX for roller blind switch

■ 5.4 Climatic characteristics

Storage and usage temperature: - 5° C to + 35° C

6. MAINTENANCE

Surface cleaning with a cloth.
Do not use: acetone, tar remover, trichloroethylene.

Maintenance with the following products: Hexane (EN 60669-1), Methylated spirit, Soapy water, Diluted ammonia, Bleach diluted to 10%, Window-cleaning products.

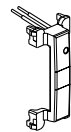
Caution: A preliminary test should be carried out if other specific cleaning products are to be used.

7. ACCESSORIES

Monitor and indicator light

Connection by direct mounting
LED lamp

- **6 650 90**
230 V indicator light
Consumption 0.15 mA
- **6 650 91**
230 V monitor light
Consumption 3 mA
- **6 650 92**
12 V - 24 V - 48 V indicator light



"Rapido" claw

- **6 650 99**
For fixing devices in refurbishment projects



8. STANDARDS AND APPROVALS

Compliant with installation and manufacturing standards.
See e-catalogue.