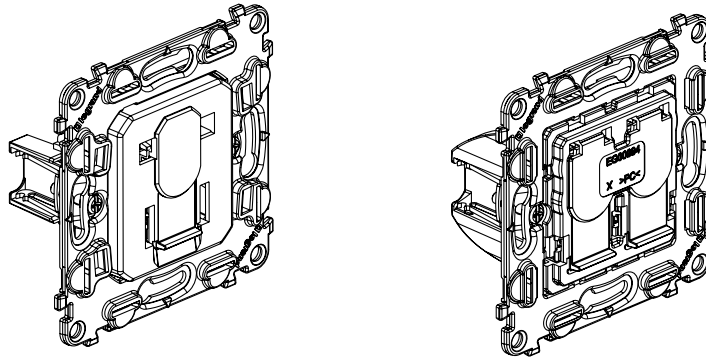


Valena Life™ - Valena™ INMATIC
Cat. 6A RJ45 sockets

Cat. Nos: 7 530 44/45/48/49 - 7 554 10/11/12
7 554 20/21/22



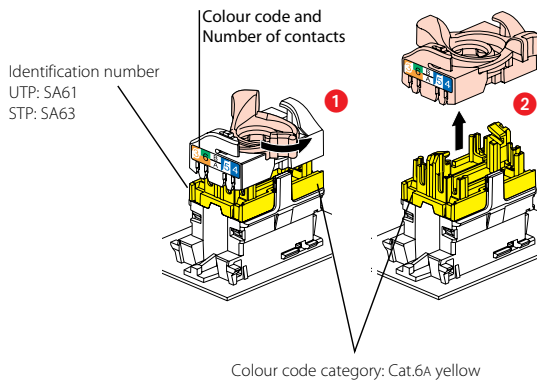
1. USE

Category 6A RJ45 socket.
 Allows high-speed transmissions (Gigabit Ethernet).

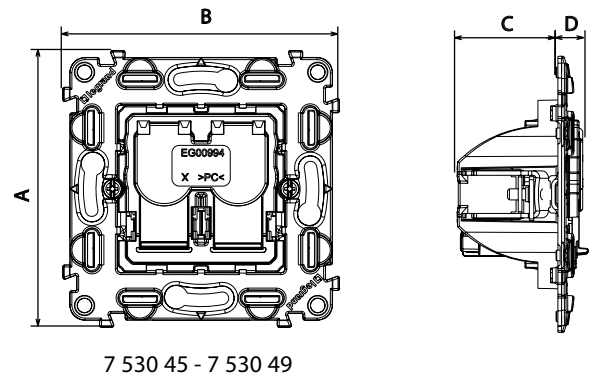
2. RANGE

Description	Mechanism only	Cover plate only		
		White	Ivory	Aluminium
UTP Cat. 6A RJ45 (claw fixing)	7 530 44	7 554 10	7 554 11	7 554 12
STP Cat. 6A RJ45 (claw fixing)	7 530 48			
Double UTP Cat. 6A RJ45 (claw fixing)	7 530 45	7 554 20	7 554 21	7 554 22
Double STP Cat. 6A RJ45 (claw fixing)	7 530 49			

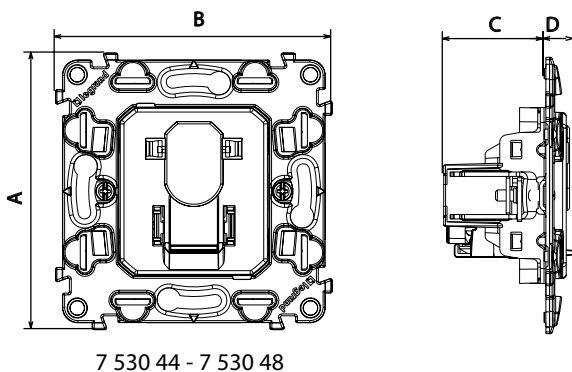
3. PRESENTATION



4. DIMENSIONS (mm) continued



4. DIMENSIONS (mm)



Cat. Nos.	A	B	C	D
7 530 44	74.7	74.7	27.6	7.8
7 530 48			27.6	7.8
7 530 45			27.2	8.2
7 530 49			27.2	8.2

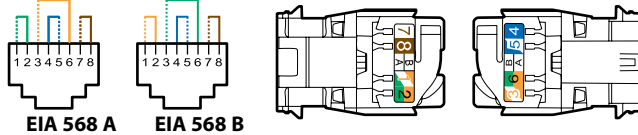
5. STANDARD RJ45 CONNECTION

Takes the following plugs:

RJ11 (4 contacts), RJ12 (6 contacts), RJ45 (9 contacts).

EIA/TIA 568 A and B dual colour code on terminals:

- UTP/STP (9 contacts)



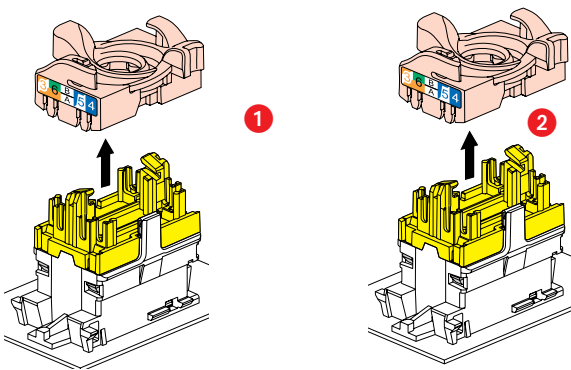
Permissible conductors:

- Single-core: AWG 22 to 25

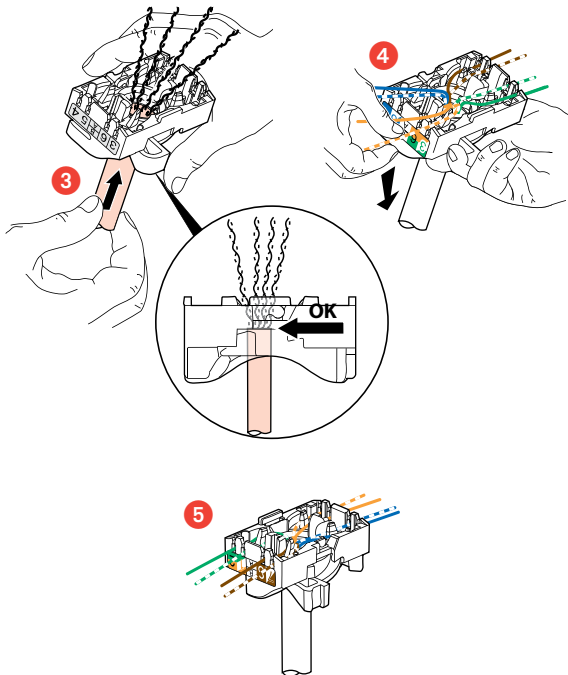
- Multicore: AWG 26

- Polyethylene conductor insulation: maximum Ø on insulation 1.58 mm

RJ45 connectors are equipped with a locking nut. They do not require a special tool and can be re-wired if a mistake is made.



This system makes it easy to spread pairs before fitting them onto the connector.



Spreading the cables ensures that a pair-breakage distance of 13 mm is kept between each pair.

Spreading pairs at 90° to the cable ensures the best possible performance.

6. TECHNICAL CHARACTERISTICS

6.1 Mechanical characteristics

Maximum number of connections and disconnections: 5 without replacing the wire.

Endurance: 2500 operations (plugging in/unplugging).

Impact test: IK 04

IP 21

6.2 Material characteristics

Casing: Poly gloss appearance

Colour: - White RAL 903

- Ivory RAL 113

- Aluminium

Material: - Plate: ABS/PC

- Cover plate: ABS

- Zero halogen

- UV resistant

Motor: - Contacts: gold/nickel, thickness of gold > 0.8 em minimum

- Metal parts: bronze, nickel, platinum, gold

- Polycarbonate PBT

Support: - Polycarbonate/Metal

- Zero halogen

6.3 Electrical characteristics

Breakdown voltage 1000 VDC

Contact resistance 20 mΩ

Insulation resistance 500 mΩ at 100 VDC

Connector tested and guaranteed under POE signal stress, standard IEEE 802.3af and POE+, draft standard 802.3at, up to 500 load connections/disconnections.

Tests are carried out with 2 simultaneous POE+ circuits for a minimum total power of 60 VDC and 0.7 A.

6.4 Climate characteristics

Storage and operating temperature: -5°C to +35°C

7. CARE

Clean the surface with a cloth.

Do not use acetone, tar-removing cleaning agents or trichloroethylene.

Resistant to the following products: Hexane (EN 60669-1), methylated spirit, soapy water, diluted ammonia, bleach diluted to 10%, window-cleaning products, pre-impregnated wipes.

Caution: Always test before using other special cleaning products.

8. STANDARDS AND APPROVALS

Conforming to standards: ISO/IEC 11801 Ed2 and Amd.

CENELEC EN 50173-1 2007

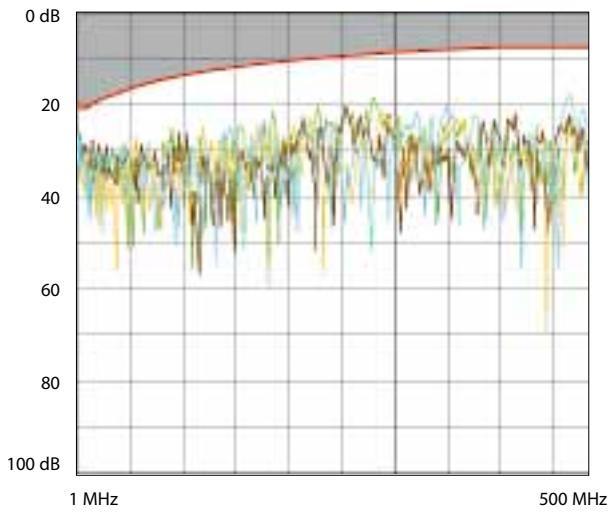
ANSI/EIA/TIA 568-C.2

IEC series 60603-7

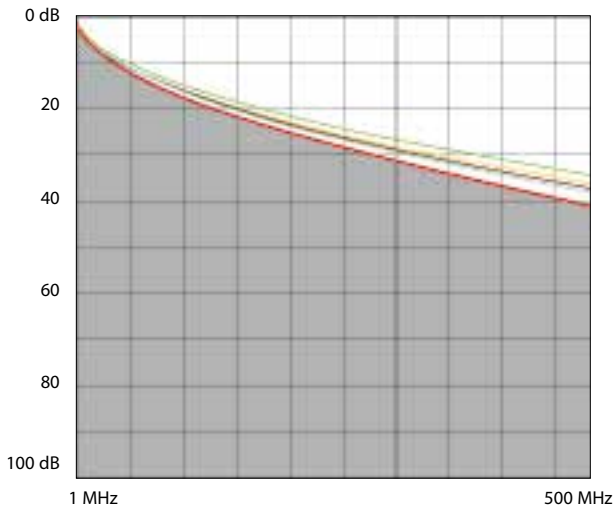
9. PERFORMANCE

9.1 Performance of permanent link with F/UTP cable

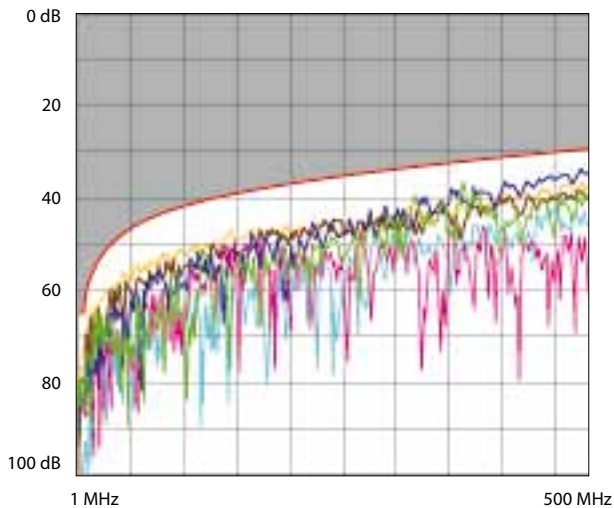
Return loss



Attenuation



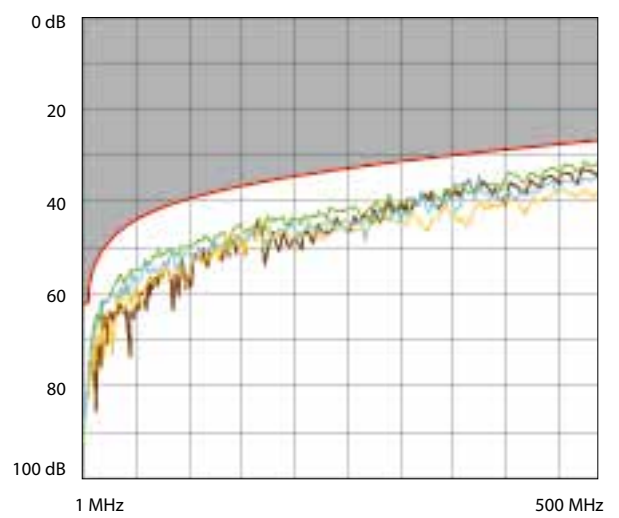
NEXT (Near End Crosstalk Attenuation)



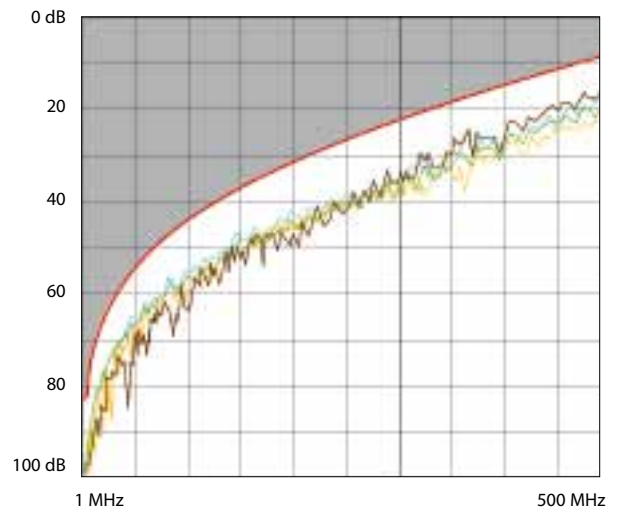
9. PERFORMANCE (continued)

9.1 Performance of permanent link with F/UTP cable (continued)

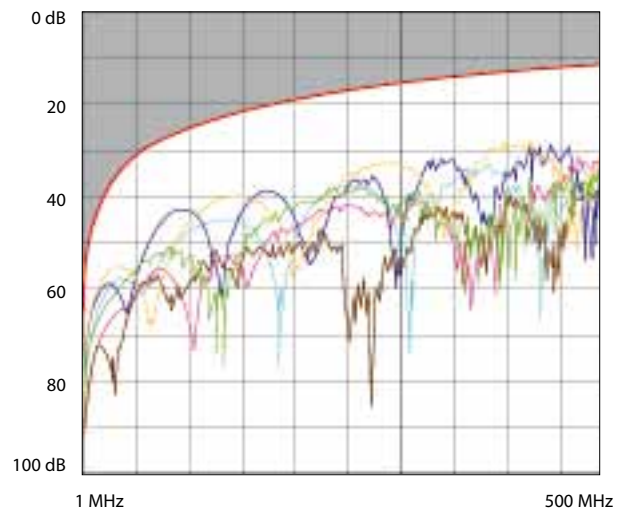
PS NEXT (Power Sum NEXT)



ACR (Attenuation to Crosstalk Ratio)



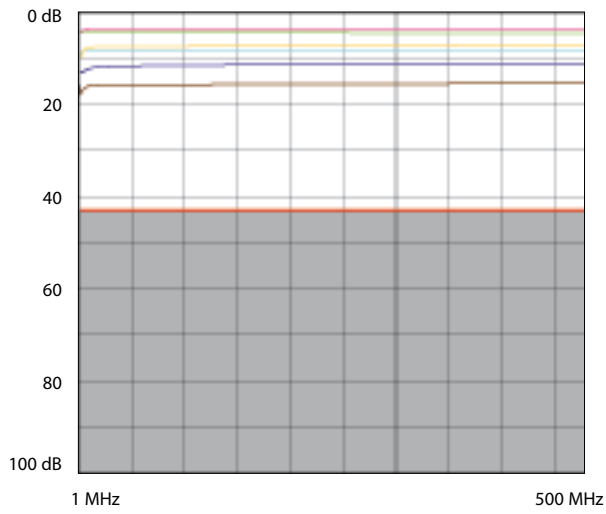
ELFEXT (Equal Level Far End Crosstalk Attenuation)



9. PERFORMANCE (continued)

9.1 Performance of permanent link with F/UTP cable (continued)

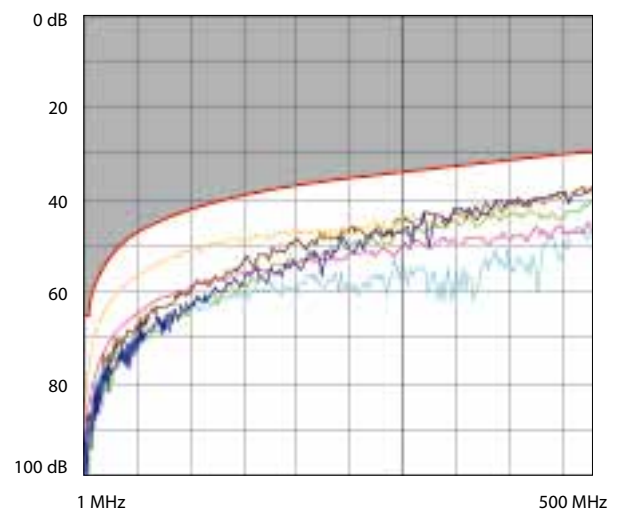
Delay skew



9. PERFORMANCE (continued)

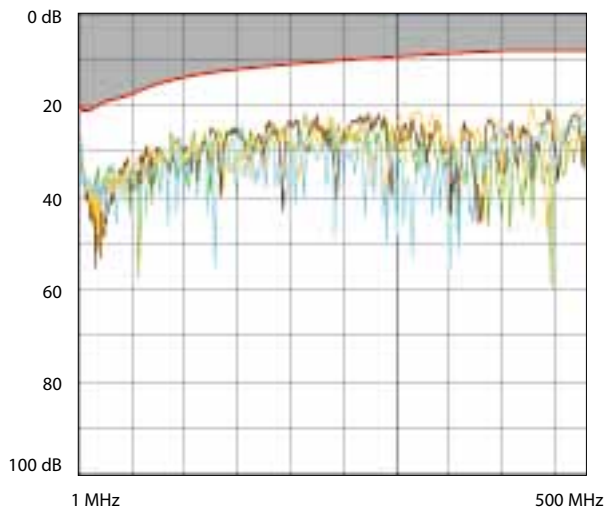
9.2 Performance of permanent link with S/FTP cable (continued)

NEXT (Near End Crosstalk Attenuation)

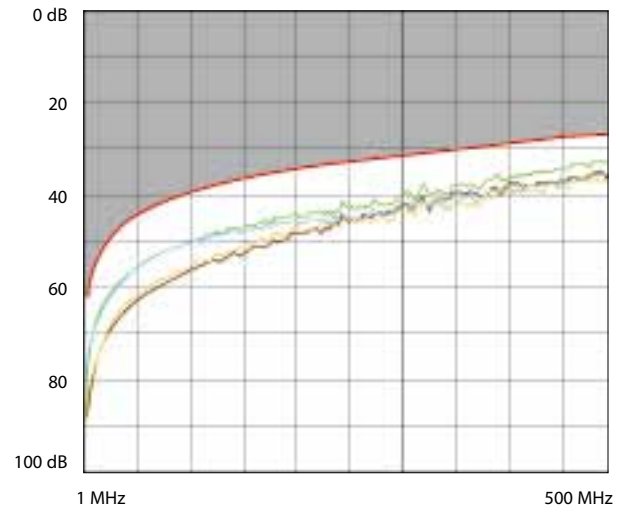


9.2 Performance of permanent link with S/FTP cable

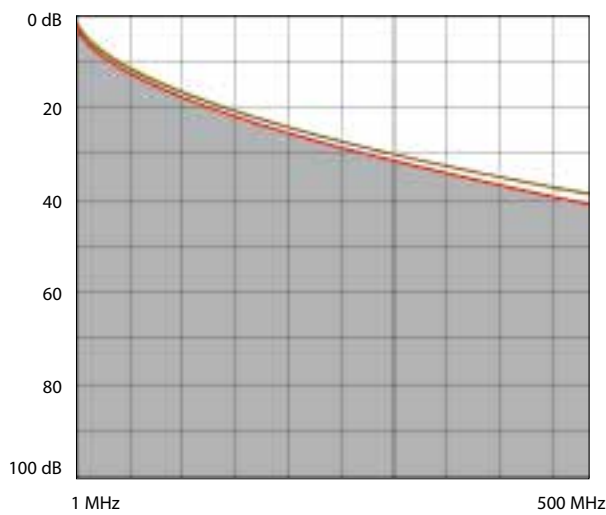
Return loss



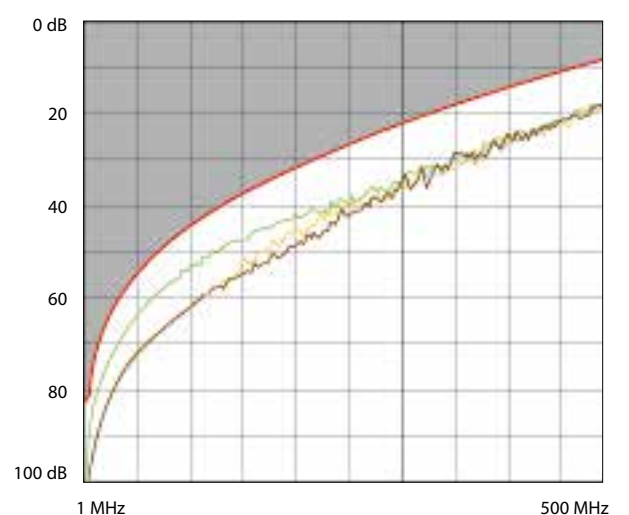
PS NEXT (Power Sum NEXT)



Attenuation

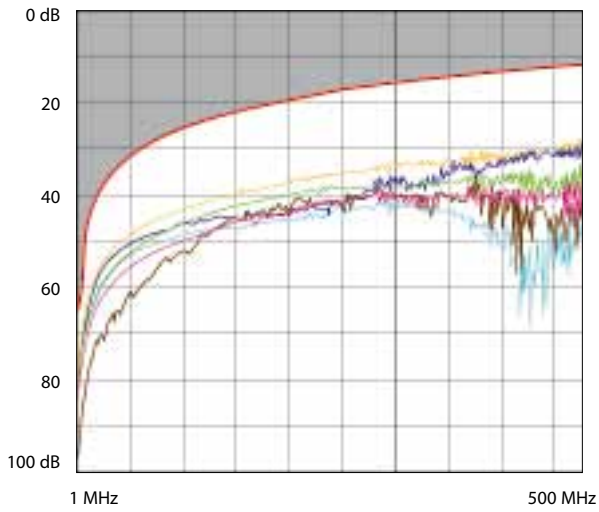


ACR (Attenuation to Crosstalk Ratio)

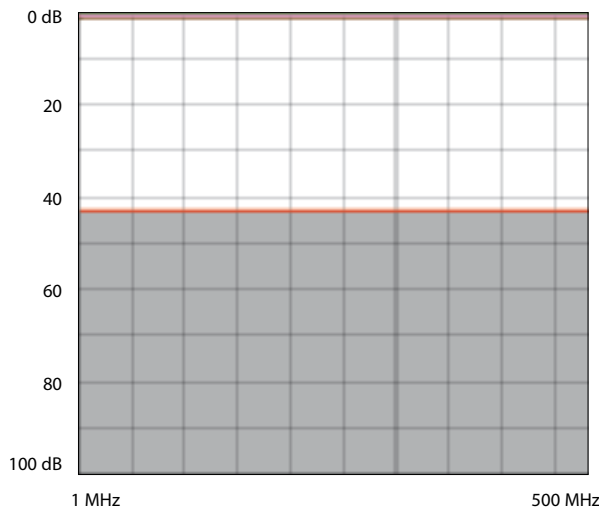


9. PERFORMANCE (continued)

9.2 Performance of permanent link with S/FTP cable (continued)
 ELFEXT (Equal Level Far End Crosstalk Attenuation)

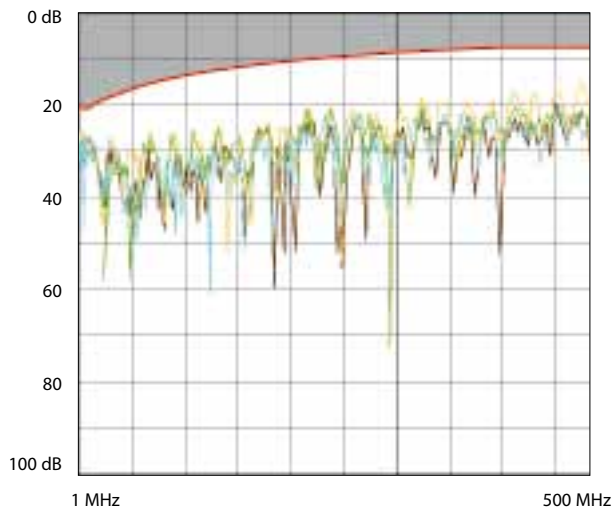


Delay skew



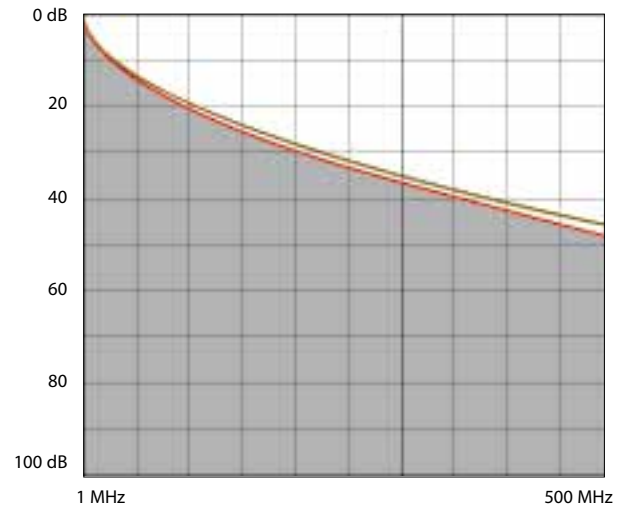
9.3 Channel performance

Return loss

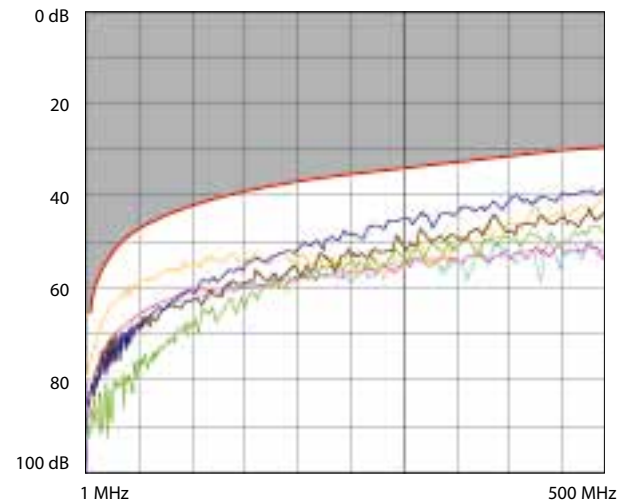


9. PERFORMANCE (continued)

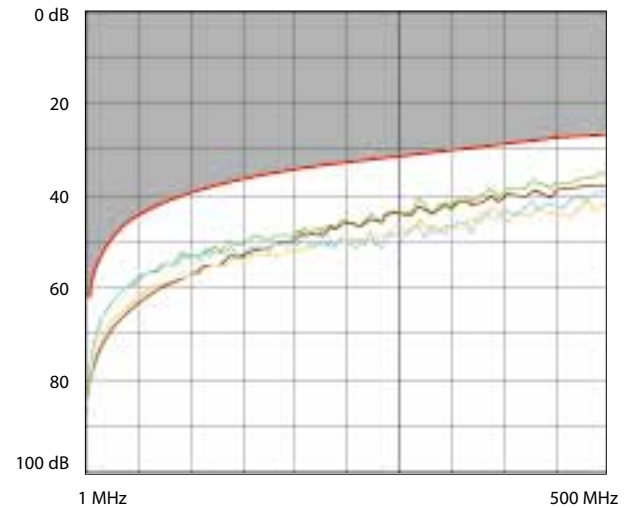
9.3 Channel performance (continued)
 Attenuation



NEXT (Near End Crosstalk Attenuation)



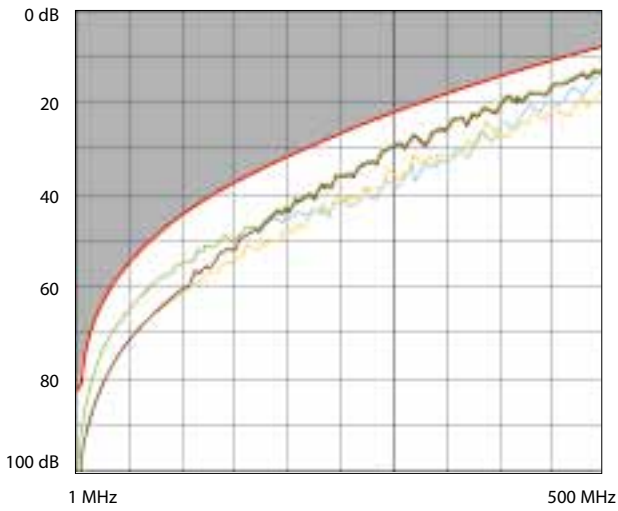
PS NEXT (Power Sum NEXT)



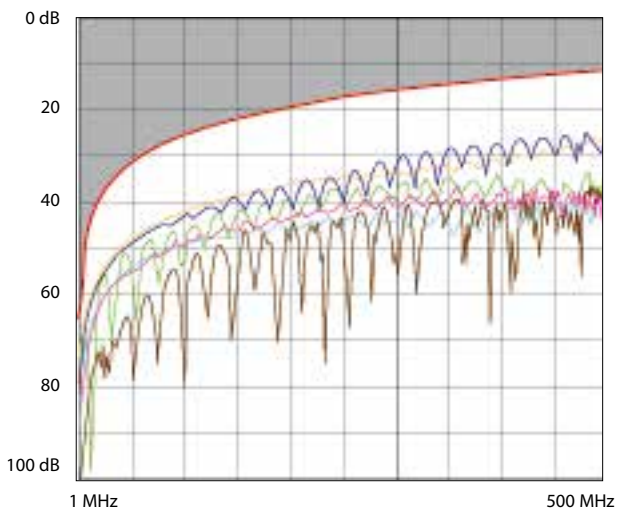
9. PERFORMANCE (continued)

9.3 Channel performance (continued)

ACR (Attenuation to Crosstalk Ratio)



ELFEXT (Equal Level Far End Crosstalk Attenuation)



Delay skew

