

Roll-down shutter push button, electrically separated

This push button is used for controlling the motors of roll-down shutters, garage ports, venetian blinds, awnings, etc.

The Niko Hydro products are not suitable for use in ammonia rich environments (e.g. pig houses).



Roll-down shutter push button, electrically separated




This push button is used for controlling the motors of roll-down shutters, garage ports, venetian blinds, awnings, etc.
The Niko Hydro products are not suitable for use in ammonia rich environments (e.g. pig houses).



 10 A
250 Vac




COMPLETE UNIT WITH PLUG-IN TERMINALS, EXCLUDING BOX (IP55)



	700-35915	Pieces: 10	With plug-in terminals, grey
	701-35915	Pieces: 10	With plug-in terminals, white
	761-35915	Pieces: 10	With plug-in terminals, black

COMPLETE UNIT WITH SCREW TERMINALS, EXCLUDING BOX (IP55)



	700-35910	Pieces: 10	With screw terminals, grey
	701-35910	Pieces: 10	With screw terminals, white
	761-35910	Pieces: 10	With screw terminals, black

700-35915

4 year warranty

Splash proof surface-mounting roll-down shutter push-button 10 A/250 Vac, mechanically locked and galvanically isolated; does not include surface-mounting box, with plug-in terminals, grey



This surface-mounting, roll-down shutter push button is galvanically isolated and is equipped with two plates to switch the electric motor in either direction. On the left-hand key, an upward-pointing arrow is imprinted at the bottom, and on the right-hand key, a downward-pointing arrow is imprinted at the bottom. The push button is to be mounted in a splashproof, surface-mounting box. The entire unit is splashproof which makes it extremely well-suited for use in damp areas and in demanding environments. Colour combination: light grey with dark grey button.

The Niko Hydro products are not suitable for use in ammonia rich environments (e.g. pig houses).

Splash proof surface-mounting roll-down shutter push-button 10 A/250 Vac, mechanically locked and galvanically isolated; does not include surface-mounting box, with plug-in terminals, grey. Two keys with two indelibly imprinted arrows. On the left key, an arrow pointing upwards is indicated at the bottom, on the right key, an arrow pointing downward is indicated at the bottom. The sockets are equipped with plug-in terminals with a release for clamping the wires. The releases can be controlled from the front side by hand or with a screwdriver. All connection terminals can contain up to 2 x 2.5 mm² of wire. The stripping length (12 mm) of the wires and the wiring diagram are indelibly indicated at the back of the base. The terminals and the switch symbol are indelibly indicated at the front. At the bottom, the base is equipped with rectangular recesses for integration of a lighting element. A lighting element with wires or an automatic lighting unit can be clicked in the left recess (front view). At the back, the base is equipped with round recesses that ensure that the automatic lighting element makes direct contact with the mechanism when being clicked in and, in this way, is immediately connected. The function is designed to be mounted in a splashproof, surface-mounting box. The function has an integral closure and is hermetically sealed onto the appropriate box.

Cable space: Two laterally positioned holders inside the outlet hold the mechanism in place. A snap connector holds the wired mechanism in place. There is 21.9 mm of wiring space remaining under the mechanism. The cover has an integral closure and is hermetically sealed onto the appropriate box. The switch/push button is made of impact-resistant, dust-resistant, halogen-free and self-extinguishing polypropylene (UL94 V2/1.6 mm). The control button is made of rigid ABS.

- Number of mechanisms: 1
- Ambient temperature: -25 – +55 °C
- Protection degree: The combination of a Hydro mechanism + flush or surface mounting box has a protection degree of IP55
- Impact resistance: The combination of a Hydro mechanism and a flush- or surface-mounting box has an impact resistance of IK07 with a minimum temperature of -25 °C and a maximum temperature of 55 °C
- Colour: The switch is light grey RAL 7035 (NCS S1502-B) and the control button is dark grey (NCS S3502-B).
- Certification marks: CEBEC, ÖVE, KEMA, NF
- Marking: CE



701-35915

4 year warranty

Splash proof surface-mounting roll-down shutter push-button 10 A/250 Vac, mechanically locked and galvanically isolated; does not include surface-mounting box, with plug-in terminals, white



This surface-mounting, roll-down shutter push button is galvanically isolated and is equipped with two plates to switch the electric motor in either direction. On the left-hand key, an upward-pointing arrow is imprinted at the bottom, and on the right-hand key, a downward-pointing arrow is imprinted at the bottom. The push button is to be mounted in a splashproof, surface-mounting box. The entire unit is splashproof which makes it extremely well-suited for use in damp areas and in demanding environments. Colour combination: white.

The Niko Hydro products are not suitable for use in ammonia rich environments (e.g. pig houses).

Splash proof surface-mounting roll-down shutter push-button 10 A/250 Vac, mechanically locked and galvanically isolated; does not include surface-mounting box, with plug-in terminals, white. Two keys with two indelibly imprinted arrows. On the left key, an arrow pointing upwards is indicated at the bottom, on the right key, an arrow pointing downward is indicated at the bottom. The sockets are equipped with plug-in terminals with a release for clamping the wires. The releases can be controlled from the front side by hand or with a screwdriver. All connection terminals are located at the top of the end socket and can contain up to 2 x 2.5 mm² of wire. The stripping length (12 mm) of the wires and the wiring diagram are indelibly indicated at the back of the base. The terminals and the switch symbol are indelibly indicated at the front. At the bottom, the base is equipped with rectangular recesses for integration of a lighting element. A lighting element with wires or an automatic lighting unit can be clicked in the left recess (front view). At the back, the base is equipped with round recesses that ensure that the automatic lighting element makes direct contact with the mechanism when being clicked in and, in this way, is immediately connected. The function is designed to be mounted in a splashproof, surface-mounting box. The function has an integral closure and is hermetically sealed onto the appropriate box.

Cable space: Two laterally positioned holders inside the outlet hold the mechanism in place. A snap connector holds the wired mechanism in place. There is 21.9 mm of wiring space remaining under the mechanism. The cover has an integral closure and is hermetically sealed onto the appropriate box. The switch/push button is made of impact-resistant, dust-resistant, halogen-free and self-extinguishing polypropylene (UL94 V2/1.6 mm). The control button is made of rigid ABS.

- Number of mechanisms: 1
- Ambient temperature: -25 – +55 °C
- Protection degree: The combination of a Hydro mechanism + flush or surface mounting box has a protection degree of IP55
- Impact resistance: The combination of a Hydro mechanism and a flush- or surface-mounting box has an impact resistance of IK07 with a minimum temperature of -25 °C and a maximum temperature of 55 °C
- Colour: The base material is coloured in mass, white (RAL 9010).
- Certification marks: CEBEC, ÖVE, KEMA, NF
- Marking: CE



761-35915

4 year warranty

Splash proof surface-mounting roll-down shutter push-button 10 A/250 Vac, mechanically locked and galvanically isolated; does not include surface-mounting box, with plug-in terminals, black



This surface-mounting, roll-down shutter push button is galvanically isolated and is equipped with two plates to switch the electric motor in either direction. On the left-hand key, an upward-pointing arrow is imprinted at the bottom, and on the right-hand key, a downward-pointing arrow is imprinted at the bottom. The push button is to be mounted in a splashproof, surface-mounting box. The entire unit is splashproof which makes it extremely well-suited for use in damp areas and in demanding environments. Colour combination: black.

The Niko Hydro products are not suitable for use in ammonia rich environments (e.g. pig houses).

Splash proof surface-mounting roll-down shutter push-button 10 A/250 Vac, mechanically locked and galvanically isolated; does not include surface-mounting box, with plug-in terminals, black. Two keys with two indelibly imprinted arrows. On the left key, an arrow pointing upwards is indicated at the bottom, on the right key, an arrow pointing downward is indicated at the bottom. The sockets are equipped with plug-in terminals with a release for clamping the wires. The releases can be controlled from the front side by hand or with a screwdriver. All connection terminals can contain up to 2 x 2.5 mm² of wire. The stripping length (12 mm) of the wires and the wiring diagram are indelibly indicated at the back of the base. The terminals and the switch symbol are indelibly indicated at the front. At the bottom, the base is equipped with rectangular recesses for integration of a lighting element. A lighting element with wires or an automatic lighting unit can be clicked in the left recess (front view). At the back, the base is equipped with round recesses that ensure that the automatic lighting element makes direct contact with the mechanism when being clicked in and, in this way, is immediately connected. The function is designed to be mounted in a splashproof, surface-mounting box. The function has an integral closure and is hermetically sealed onto the appropriate box.

Cable space: Two laterally positioned holders inside the outlet hold the mechanism in place. A snap connector holds the wired mechanism in place. There is 21.9 mm of wiring space remaining under the mechanism. The cover has an integral closure and is hermetically sealed onto the appropriate box. The switch/push button is made of impact-resistant, dust-resistant, halogen-free and self-extinguishing polypropylene (UL94 V2/1.6 mm). The control button is made of rigid ABS.

- Number of mechanisms: 1
- Ambient temperature: -25 – +55 °C
- Protection degree: The combination of a Hydro mechanism + flush or surface mounting box has a protection degree of IP55
- Impact resistance: The combination of a Hydro mechanism and a flush- or surface-mounting box has an impact resistance of IK07 with a minimum temperature of -25 °C and a maximum temperature of 55 °C
- Colour: The base material is coloured in mass, black (RAL 9005).
- Certification marks: CEBEC, ÖVE, KEMA, NF
- Marking: CE



700-35910

4 year warranty

Splash proof surface-mounting roll-down shutter push-button
10 A/250 Vac, mechanically locked and galvanically isolated; does not include surface-mounting box



This surface-mounting, roll-down shutter push button is galvanically isolated and is equipped with two plates to switch the electric motor in either direction. On the left-hand key, an upward-pointing arrow is imprinted at the bottom, and on the right-hand key, a downward-pointing arrow is imprinted at the bottom. The push button is to be mounted in a splashproof, surface-mounting box. The entire unit is splashproof which makes it extremely well-suited for use in damp areas and in demanding environments. Colour combination: light grey with dark grey button.

The Niko Hydro products are not suitable for use in ammonia rich environments (e.g. pig houses).

Splash proof surface-mounting roll-down shutter push-button 10 A/250 Vac, mechanically locked and galvanically isolated; does not include surface-mounting box. The push button is equipped with block-shaped, silver contacts (cadmium-free) in the form of a cross. Two keys with two indelibly imprinted arrows. On the left key, an arrow pointing upwards is indicated at the bottom, on the right key, an arrow pointing downward is indicated at the bottom. The mechanism is equipped with connection terminals with combination screwheads (Pz1 slot 0.85 x 5 mm). Each screw is also equipped with a screwdriver slot that prevents the screwdriver from sliding off the screwhead. All connection terminals can contain up to 2 x 2.5 mm² of wire. The stripping length (8 mm) of the wires and the wiring diagram are indelibly indicated at the back of the base. The terminals and the switch symbol are indelibly indicated at the front. At the bottom, the base is equipped with rectangular recesses for integration of a lighting element. A lighting element with wires or an automatic lighting unit can be clicked in the left recess (front view). At the back, the base is equipped with round recesses that ensure that the automatic lighting element makes direct contact with the mechanism when being clicked in and, in this way, is immediately connected. The function is designed to be mounted in a splashproof, surface-mounting box. The function has an integral closure and is hermetically sealed onto the appropriate box.

Cable space: Two laterally positioned holders inside the outlet hold the mechanism in place. A snap connector holds the wired mechanism in place. There is 21.9 mm of wiring space remaining under the mechanism. The cover has an integral closure and is hermetically sealed onto the appropriate box. The switch/push button is made of impact-resistant, dust-resistant, halogen-free and self-extinguishing polypropylene (UL94 V2/1.6 mm). The control button is made of rigid ABS.

- Number of mechanisms: 1
- Ambient temperature: -25 – +55 °C
- Protection degree: The combination of a Hydro mechanism + flush or surface mounting box has a protection degree of IP55
- Impact resistance: The combination of a Hydro mechanism and a flush- or surface-mounting box has an impact resistance of IK07 with a minimum temperature of -25 °C and a maximum temperature of 55 °C
- Colour: The switch is light grey RAL 7035 (NCS S1502-B) and the control button is dark grey (NCS S3502-B).
- Certification marks: CEBEC, ÖVE, KEMA, NF
- Marking: CE



701-35910

4 year warranty

Splash proof surface-mounting roll-down shutter push-button 10 A/250 Vac, mechanically locked and galvanically isolated; does not include surface-mounting box



This surface-mounting, roll-down shutter push button is galvanically isolated and is equipped with two plates to switch the electric motor in either direction. On the left-hand key, an upward-pointing arrow is imprinted at the bottom, and on the right-hand key, a downward-pointing arrow is imprinted at the bottom. The push button is to be mounted in a splashproof, surface-mounting box. The entire unit is splashproof which makes it extremely well-suited for use in damp areas and in demanding environments. Colour combination: white.

The Niko Hydro products are not suitable for use in ammonia rich environments (e.g. pig houses).

Splash proof surface-mounting roll-down shutter push-button 10 A/250 Vac, mechanically locked and galvanically isolated; does not include surface-mounting box. The push button is equipped with block-shaped, silver contacts (cadmium-free) in the form of a cross. Two keys with two indelibly imprinted arrows. On the left key, an arrow pointing upwards is indicated at the bottom, on the right key, an arrow pointing downward is indicated at the bottom. The mechanism is equipped with connection terminals with combination screwheads (Pz1 slot 0.85 x 5 mm). Each screw is also equipped with a screwdriver slot that prevents the screwdriver from sliding off the screwhead. All connection terminals can contain up to 2 x 2.5 mm² of wire. The stripping length (8 mm) of the wires and the wiring diagram are indelibly indicated at the back of the base. The terminals and the switch symbol are indelibly indicated at the front. At the bottom, the base is equipped with rectangular recesses for integration of a lighting element. A lighting element with wires or an automatic lighting unit can be clicked in the left recess (front view). At the back, the base is equipped with round recesses that ensure that the automatic lighting element makes direct contact with the mechanism when being clicked in and, in this way, is immediately connected. The function is designed to be mounted in a splashproof, surface-mounting box. The function has an integral closure and is hermetically sealed onto the appropriate box.

Cable space: Two laterally positioned holders inside the outlet hold the mechanism in place. A snap connector holds the wired mechanism in place. There is 21.9 mm of wiring space remaining under the mechanism. The cover has an integral closure and is hermetically sealed onto the appropriate box. The switch/push button is made of impact-resistant, dust-resistant, halogen-free and self-extinguishing polypropylene (UL94 V2/1.6 mm). The control button is made of rigid ABS.

- Number of mechanisms: 1
- Ambient temperature: -25 – +55 °C
- Protection degree: The combination of a Hydro mechanism + flush or surface mounting box has a protection degree of IP55
- Impact resistance: The combination of a Hydro mechanism and a flush- or surface-mounting box has an impact resistance of IK07 with a minimum temperature of -25 °C and a maximum temperature of 55 °C
- Colour: The base material is coloured in mass, white (RAL 9010).
- Certification marks: CEBEC, ÖVE, KEMA, NF
- Marking: CE



761-35910

4 year warranty

Splash proof surface-mounting roll-down shutter push-button 10 A/250 Vac, mechanically locked and galvanically isolated; does not include surface-mounting box



This surface-mounting, roll-down shutter push button is galvanically isolated and is equipped with two plates to switch the electric motor in either direction. On the left-hand key, an upward-pointing arrow is imprinted at the bottom, and on the right-hand key, a downward-pointing arrow is imprinted at the bottom. The push button is to be mounted in a splashproof, surface-mounting box. The entire unit is splashproof which makes it extremely well-suited for use in damp areas and in demanding environments. Colour combination: black.

The Niko Hydro products are not suitable for use in ammonia rich environments (e.g. pig houses).

Splash proof surface-mounting roll-down shutter push-button 10 A/250 Vac, mechanically locked and galvanically isolated; does not include surface-mounting box. The push button is equipped with block-shaped, silver contacts (cadmium-free) in the form of a cross. Two keys with two indelibly imprinted arrows. On the left key, an arrow pointing upwards is indicated at the bottom, on the right key, an arrow pointing downward is indicated at the bottom. The mechanism is equipped with connection terminals with combination screwheads (Pz1 slot 0.85 x 5 mm). Each screw is also equipped with a screwdriver slot that prevents the screwdriver from sliding off the screwhead. All connection terminals can contain up to 2 x 2.5 mm² of wire. The stripping length (8 mm) of the wires and the wiring diagram are indelibly indicated at the back of the base. The terminals and the switch symbol are indelibly indicated at the front. At the bottom, the base is equipped with rectangular recesses for integration of a lighting element. A lighting element with wires or an automatic lighting unit can be clicked in the left recess (front view). At the back, the base is equipped with round recesses that ensure that the automatic lighting element makes direct contact with the mechanism when being clicked in and, in this way, is immediately connected. The function is designed to be mounted in a splashproof, surface-mounting box. The function has an integral closure and is hermetically sealed onto the appropriate box.

Cable space: Two laterally positioned holders inside the outlet hold the mechanism in place. A snap connector holds the wired mechanism in place. There is 21.9 mm of wiring space remaining under the mechanism. The cover has an integral closure and is hermetically sealed onto the appropriate box. The switch/push button is made of impact-resistant, dust-resistant, halogen-free and self-extinguishing polypropylene (UL94 V2/1.6 mm). The control button is made of rigid ABS.

- Number of mechanisms: 1
- Ambient temperature: -25 – +55 °C
- Protection degree: The combination of a Hydro mechanism + flush or surface mounting box has a protection degree of IP55
- Impact resistance: The combination of a Hydro mechanism and a flush- or surface-mounting box has an impact resistance of IK07 with a minimum temperature of -25 °C and a maximum temperature of 55 °C
- Colour: The base material is coloured in mass, black (RAL 9005).
- Certification marks: CEBEC, ÖVE, KEMA, NF
- Marking: CE

